

GOODMAN GROUP 2017

INTELLECTUAL PROPERTY



GOODMAN properties are a symbol of smart investment. By strategically locating modern, high quality properties in key gateway cities around the world, we've shortened the distance between business and consumers and put our customers ahead of the market.

WE DON'T BELIEVE IN GOOD. Or good enough. We don't believe in the short-term or taking short-cuts. We don't believe in putting business before people. Or anything before quality. We believe in great. Although we don't believe we're quite there yet. We believe in the importance of location and sustained growth and doing it right the first time. We believe in having integrity, always. We believe that knowledge is everything and perfection is in the details. That it is the little things that add up to make the biggest difference. That's why there's a plus in our logo. It's a reminder to keep going above and beyond for our customers, our partners and our staff. To be the best, we believe, relies on every single one of us working together. To this end, we believe we can be better than good. We believe we can be great.

CONTENTS

This is Goodman	010
Ahead of the curve	
Chairman's letter	016
Era of digital disruption	
Group CEO's report	028
Intellectual property	
Our global network	048
In good company	066
A greener future	
Corporate responsibility and sustainability	092
A brighter future	
The Goodman Foundation	108
Five year financial summary	120
Board of Directors	122
Securities information	124
Corporate directory	125



Goodman Business Park, Tokyo, Japan.





THIS IS GOODMAN

**Goodman is a global industrial property group.
We own, develop and manage industrial
real estate in 16 countries including logistics
facilities, warehouses and business parks.**

Our investment Partnerships give institutional investors access to our specialist investment management services and commercial and industrial property assets. We make decisions based on local knowledge, thorough research and more than 30 years of experience.

**1,700+ customers
387 properties
16 countries**





Oakdale Industrial Estate, Sydney, Australia.



Tokyo, Japan.



Goodman's own+develop+manage model is an integrated customer service offering at the heart of our business.



It means we:

- Own high quality properties
- Develop properties in key locations to meet our customers' business needs
- Manage, where we invest in high quality real estate globally and our partnership approach ensures we have dedicated local teams responsible for all aspects of property, asset and investment management. Our investors include sovereign wealth, pension and large multi-manager funds, participating across our investment platform.

GATEWAY CITIES

At Goodman, our determination to be the best at what we do has always been defined by the quality and location of our properties. We focus on investing in and developing high quality industrial properties in strategic locations, with large populations and rapid rates of urbanisation and consumerism, where demand is strong and our customers can be closer to their customers to meet their delivery and service expectations.

OUR CUSTOMERS

Our success is founded on long-term customer relationships across industries including logistics, retail, e-retail and automotive. We have the teams, scale, expertise, infrastructure and capital to service global customers and the flexibility to adapt to our customers' local business requirements.



LOGISTICS

We strive to provide our customers in the complex field of logistics with sites that are close to key local and regional infrastructure.



RETAIL

We tailor our warehousing solutions to suit the local, regional or global product and distribution needs of our retail customers, including proximity to their customers.





E-RETAIL

We have a track record in helping to develop the crucial distribution centres of some of the world's largest and most successful e-retailers. We provide properties in strategic locations, close to large urban populations to allow our customers to meet their promised delivery time frames.



AUTOMOTIVE

We are experienced in developing warehousing and distribution centres for the world's leading automotive brands.





AHEAD
THE CURVE

FROM
OUR
CHAIRMAN
— IAN
FERRIER AM

OF RVE

In the last five years, Goodman has capitalised on opportunities within the industrial property sector driven by growth in e-commerce, consumerism and changes in technology.

I am proud to say we have exceeded our five-year targets on a nominal and risk-adjusted basis. We have outperformed our local and global competition and in FY17 the Group has delivered total Securityholder returns of 15%, with 159% achieved for the five years to 30 June 2017, both of which are excellent outcomes. Across the industrial asset class, our customer base remains stable and strong due to long-term lease commitments.

Many of the customers contributing to our growth are digital disruptors seeking precisely the kind of innovative solutions Goodman is delivering. Our gateway city strategy, for example, provides such customers with properties close to large urban populations, enabling them to better service their own customers.

Many of the customers contributing to our growth are digital disruptors seeking precisely the kind of innovative solutions Goodman is delivering.



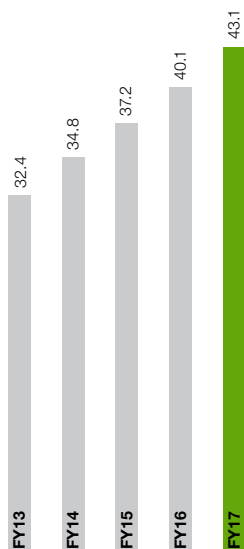


Goodman Qingpu Centre, Shanghai, China.



Shanghai, China.


OPERATING EPS (c)



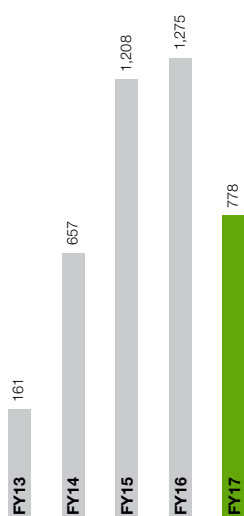
FY17 was an outstanding year for Goodman. Our financial highlights include:

- Operating profit of \$776 million, up 8.6% on FY16
- Statutory profit of \$778 million which was down on last year mainly due to a one off \$205 million unrealised valuation loss and costs on our US bonds associated with the modifications made to their covenants in June
- Group property valuation growth of \$1.6 billion contributing to 3% growth in net tangible assets per security
- Operating earnings per security (EPS) of 43.1 cents, up 7.5% on FY16
- Distribution per security of 25.9 cents, up 8% on FY16
- Maintaining a strong financial position with gearing reduced to 5.9%
- Interest cover ratio of 9.5 times and Group liquidity at \$3.2 billion.

OPERATING PROFIT (\$m)



STATUTORY PROFIT (\$m)




A BALANCED APPROACH

Our success at Goodman relies on our ability to be both responsive to the market and proactive in securing new opportunities. Some examples of how our balanced approach works are through:

1. Strong financial position. This is the result of prudently balancing risk and return in our development activities. Most development activity is contained within our managed Partnerships, which allows us to reduce the capital we directly contribute. Our speculative development is mainly limited to supply constrained and proven logistics markets.
2. Quality portfolio supporting sustainable growth. As part of our strategy, we have continued with our asset rotation programme and reinvested the proceeds from asset sales into developing modern logistics properties in strategic gateway cities. Long term, this will contribute additional value to our global portfolio providing sustainable returns for Goodman and our stakeholders.
3. Appropriate mix of resources across regions and business segments. Goodman continues to benefit from a global operating platform with offshore earnings now contributing 59% of operating earnings. Our US expansion now contributes 18% of the Group's development work in progress (WIP), with \$1.3 billion in assets under management (AUM) across 11 properties.

Our management and development businesses have been key growth drivers, contributing 65% of operating earnings. While our asset sales programme has diluted investment earnings, our reduced development capital and the proceeds from asset sales resulted in lower net interest expense and higher return on capital.

GEARING (%)





CourierPost, Highbrook Business Park, Auckland, New Zealand.



Goodman is more focused than ever on energy efficiency and more sustainable business.

STRIDES IN ENERGY EFFICIENCY

Goodman is more focused than ever on energy efficiency and more sustainable business. To this end, we have introduced design initiatives such as installing LED lights with daylight sensors in our warehouses and translucent panels and skylights to maximise natural lighting.

We are using more solar panels on our rooftops and our customers are increasingly evaluating the benefits of doing the same. In Japan, we have more than 16 mega watts of solar photovoltaic cells installed across our portfolio. In Australia, we completed five solar installations in the last year, with four more in planning phase.

Since 2012 we have decreased the energy consumption of our Australian operations by around 15%, by selling less energy efficient properties and achieving greater energy efficiency due to capital investment into buildings.

Goodman Sakai, Osaka, Japan.





BOARD RENEWAL

It is crucial we maintain the most effective blend of experience and contemporary vision on our Board. After 12 years of service on the Board, Anne Keating and John Harkness are retiring. Both were instrumental in transitioning Goodman from its Australian base to become one of the leading global industrial property groups providing competitive returns on a sustainable basis. I thank them for their contribution.

Philip Fan is also retiring from the Board to pursue his interests in Greater China. Philip's service since 2011 has been valuable in Goodman's expansion in China.

I wish all of them well in their future endeavours.

As part of the Board renewal process, I am delighted to welcome Stephen Johns to the Board as a Non-Executive Director. Stephen brings much experience through his eminent career as Chairman and Non-Executive Director of Brambles. Among other roles, Stephen had a long career with Westfield Group as an Executive and Non-Executive Director. We look forward to his contribution.

THANK YOU TO OUR PEOPLE

Goodman's strong result is owed not only to the consistent implementation of our global strategy but also to the outstanding team of individuals who implemented it. I would like to sincerely thank all our employees for their contribution and of course, our investors and customers for their continued support.



Mr. Ian Ferrier AM,
Independent Chairman

ERA OF DISRUPT

A person's hand is visible in the lower right corner, holding a smartphone. The phone's screen displays a blue and white interface, possibly a news or social media app. The background is a dark, out-of-focus cityscape at night, with numerous colorful bokeh lights in shades of red, yellow, blue, and green, suggesting a busy urban environment.

A man in a dark suit is shown from the side, looking down at a smartphone. The background is a blurred city skyline at night, with various lights from buildings and streetlights creating a bokeh effect. The overall tone is professional and modern.

**FROM
OUR
GROUP
CEO
— GREGORY
GOODMAN**

DIGITAL TION

Goodman delivered another strong performance in FY17. We capitalised on market conditions and continued to deliver consistent and sustainable growth.



Los Angeles, USA.

Our strong performance was evidenced by operating profit, earnings per security and distribution per security all up on last year. We also continued our proven strategy of focusing on key gateway cities, close to consumers.

Goodman's integrated own+develop+manage platform and global network provides a broad diversity of earnings which we saw grow in FY17.

Key operational highlights to 30 June 2017 included:

- Growth in AUM to \$34.6 billion (Own)
- An increase in development WIP to \$3.5 billion (Develop)
- Average Partnership return of 14.4% (Manage).

This growth happened as we decreased our gearing level and increased liquidity, giving us the flexibility to capitalise on opportunities as they arise.

\$34.6bn

TOTAL AUM

\$3.5bn

DEVELOPMENT WIP

14.4%

AVERAGE PARTNERSHIP RETURN



Greg Goodman, Group CEO.



TECHNOLOGY DRIVEN MARKET

Technology is having a greater impact on consumers as well as on the industrial property market and how we service our customers. We are seeing, and planning for, rapid technology and behavioural change as more automation and artificial intelligence are rolled out.

Technology has raised consumer expectations around product availability, speed of delivery and cost. Meeting expectations on the latter two are essential. Therefore, proximity to consumers has become a critical factor in reducing delivery time and cost. In some markets there can be less than one hour between purchase and delivery.

As e-commerce evolves, demand grows for our expertise in high quality logistics facilities in prime locations. We expect this to accelerate over the next five to ten years.



Goodman Commerce Center Eastvale, Los Angeles, USA.

We are seeing, and planning for, rapid technology and behavioural change as more automation and artificial intelligence are rolled out.

HIGHER QUALITY PORTFOLIO DELIVERING RESULTS

In FY17, we continued to improve asset quality through our strategy of asset rotation.

By taking advantage of the property cycle to refine our portfolio, we completed \$3.5 billion in asset sales (including urban renewal), with another \$2 billion forecast in the next year. This led to marked improvements in metrics such as occupancy, lease reversions and like-for-like rental growth, with expectations of further improvements.

Our customers value our quality locations and service, as evidenced by customer retention, which remained high at 81%. Our customer base is largely comprised of four industry sectors and no single customer accounts for more than 3% of our base.

In Australia, we have completed \$2.1 billion in asset sales over the last three years as part of our urban renewal programme, with \$1.2 billion settled in FY17 and a further \$0.3 billion due to settle in FY18. The Group has sites under its control across the Australian portfolio, capable of delivering a pipeline of 35,000 apartments which will continue to be a potentially significant source of capital to fund our operations over the medium to long-term.

97%

OCCUPANCY

81%

RETENTION RATE

3.1m sqm

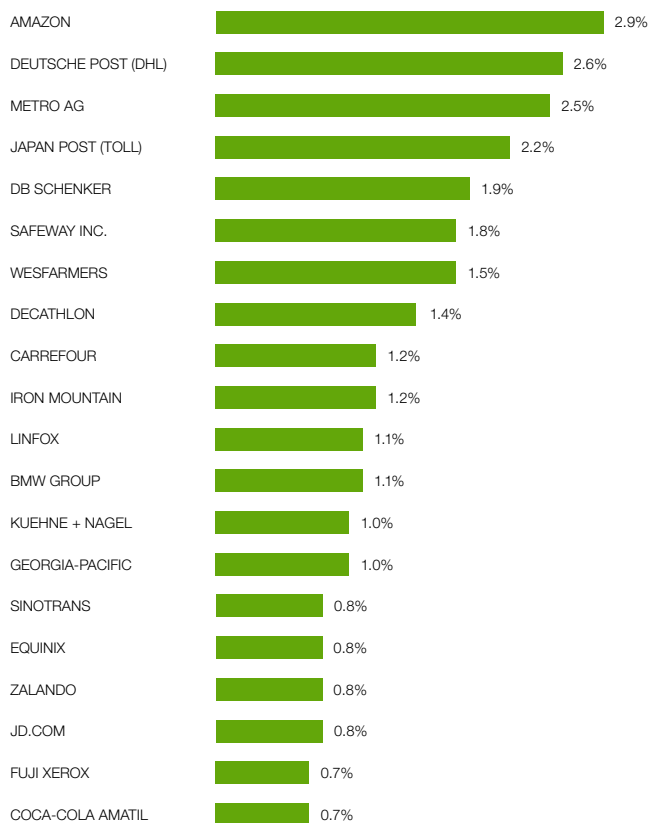
LEASED



DHL, Oakdale Industrial Estate, Sydney, Australia.



TOP 20 CUSTOMERS (BY NET INCOME – LOOK THROUGH BASIS)



Includes the Group's share of net property income from its cornerstone investments across its managed Partnership platform.

We are well placed to keep delivering high quality product in key locations with a potential global development pipeline of \$10 billion.

Reckitt Benckiser, Oakdale Industrial Estate, Sydney, Australia.





2.4m sqm

DEVELOPMENTS IN PROGRESS

\$2.8bn

COMMENCED

\$2.7bn

COMPLETED

STRONG WORKBOOK INCREASINGLY MOVING INTO PARTNERSHIPS

Goodman's development work in progress increased to \$3.5 billion. It covers 77 projects in 12 countries and has a forecast yield on cost of 7.8%.

75% of this development work in progress is now within the Partnerships. This reduces volatility in development earnings while providing the Partnerships with the opportunity for higher returns, supporting outperformance over the long-term.

Customer enquiries remained strong, reinforcing the strategy to limit speculative development to supply constrained markets. 65% of developments were pre-committed on commencement and upon completion, 88% of developments had customer commitments.

We are well placed to keep delivering high quality product in key locations with a potential global development pipeline of \$10 billion as we continue to favour development as the way to grow assets under management at this point in the cycle.



POSITIVE RETURNS

Goodman has increased its total assets under management to \$34.6 billion. External assets under management are up 4% to \$30.5 billion. This growth is despite \$8 billion in asset sales achieved since FY15 and is a direct result of our higher quality portfolio in wealthy, consumer-dominated markets.

Given the volume of asset sales, net investment income is down. However, we anticipate the underlying portfolio will deliver strong long-term results as we redeploy capital to developments that leverage increasing urbanisation and rising consumerism.

Management earnings were up 3%, supported by positive valuations and development programmes. Strong returns in the Partnerships led to performance fees that are forecast to continue beyond FY18. The development and management businesses made strong contributions to Goodman's outperformance, with a combined operating earnings before interest and taxes (EBIT) margin of 67%.

16

PARTNERSHIPS

\$30.5bn

EXTERNAL AUM

\$11bn

UNDRAWN DEBT,
EQUITY AND CASH

MANAGE

Major achievements in our Partnerships included:

- The Goodman Australia Industrial Partnership received a rating from Moody's and a ratings upgrade from Standard and Poor's. It also issued a US\$600 million 10 year debt issuance
- The Goodman Australia Partnership reduced its gearing from 26% to 7.3% with liquidity of around \$1 billion
- The Goodman Hong Kong Logistics Partnership restructured its unsecured debt platform with weighted average debt expiry extending to 5.5 years and net liquidity increasing to HK\$2.9 billion
- The Goodman European Partnership raised €399 million in uncalled equity.



Goodman Qingpu Centre, Shanghai, China.



CAPITAL MANAGEMENT — OPERATIONAL FLEXIBILITY AND FUNDING FUTURE OBLIGATIONS

Goodman's capital management is focused on operational flexibility, the ability to fund financial obligations and supporting long-term growth. This year, we capitalised on positive market conditions and the strength of our underlying business.

Key activities included:

- Reducing our gearing to 5.9% (measured net of cash)
- Amending our bank and bond covenants
- Completing an exchange offer for US\$1 billion in US144A bonds.

Due to our improved financial performance and position, we received credit rating upgrades from Standard and Poor's (BBB+) and Moody's (Baa1), with a stable outlook.

We also announced our repurchase of all \$327 million Goodman PLUS hybrid securities to take place in October 2017. These capital management initiatives and further debt reduction will see continued interest savings in FY18 and beyond.

We now have \$3.2 billion in liquidity while the Partnerships have \$11 billion available in undrawn debt, equity and cash. This provides significant capacity to capitalise on growth opportunities.

5.9%

GEARING

\$3.2bn

LIQUIDITY



Our diversity of earnings across divisions, combined with our scale and geographic spread, is expected to continue to deliver stable income growth.

SUSTAINING GROWTH INTO THE FUTURE

Goodman's strategy is designed to meet the changing needs of our customers and provide sustainable returns into the future. The strength of our development and leasing activities are being driven by:

- Growth in consumerism globally
- Evolution of e-commerce and increased supply chain sophistication
- Rapid technological and behavioural change for both business and consumers as the use of automation and artificial intelligence increases
- Scarcity of land in our gateway city locations.

Our diversity of earnings across divisions, combined with our scale and geographic spread, is expected to continue to deliver stable income growth. Meanwhile, assets under management are set to increase as our Partnerships continue to invest in new developments.

At a time of low interest rates, we are focused on total property returns on an unlevered basis.

The Group's forecast is for a full year operating profit for FY18 of \$828 million, or 45.7 cents per security, up 6% on FY17.

The Group's team of more than 1,100 employees worldwide is central to this success and I would like to sincerely thank them for their hard work and commitment. On behalf of Goodman, I'd also like to thank all our stakeholders for their ongoing support. We look forward to continuing to deliver consistently strong results well into the future.



Mr. Gregory Goodman,
Group Chief Executive Officer



Shanghai, China.







INTELLE PROPER



ACTUAL RTY

THE AMERICAS

\$1.6bn*

AUM

16

PROPERTIES

LOS ANGELES

ALBANY

SAO PAULO

CONTINENTAL EUROPE/UK

\$7.1bn

AUM

142

PROPERTIES

MADRID

BRISTOL

LONDON

AMSTERDAM

BRUSSELS

LUXEMBOURG

FRANKFURT

PARIS

BERLIN

HAMBURG

PRAGUE

POZNAN

KRAKOW

WARSAW

BUDAPEST

OUR GLOBAL NETWORK

\$34.6bn
AUM

387
PROPERTIES

16
COUNTRIES

1,100+
PEOPLE

ASIA

\$10.2bn
AUM

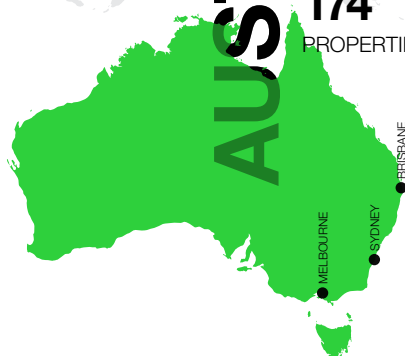
55
PROPERTIES



AUSTRALIA

\$15.7bn
AUM

174
PROPERTIES



NEW ZEALAND

AUCKLAND



AUSTRALIA

A strong team delivering a market-leading portfolio and setting the industry benchmark.



\$12.9bn

ASSETS UNDER MANAGEMENT

161

PROPERTIES

6.1m sqm

SPACE UNDER MANAGEMENT

98%

OCCUPANCY

\$708m

DEVELOPMENT WORK IN PROGRESS

77%



PRE-COMMITTED DEVELOPMENT

4

MANAGED PARTNERSHIPS

>1000

NUMBER OF CUSTOMERS





Franklyn, Rochedale Motorway Estate, Brisbane, Australia.



Toll, Port Botany Industrial Estate, Sydney, Australia.

Highbrook Business Park, Auckland, New Zealand.



NEW ZEALAND

A focus on continuous improvement to reinforce Goodman's position as a premium property provider.

\$2.7bn

ASSETS UNDER MANAGEMENT

13

PROPERTIES

980,000 sqm

SPACE UNDER MANAGEMENT

98%*

OCCUPANCY

\$85m

DEVELOPMENT WORK IN PROGRESS

80%

PRE-COMMITTED DEVELOPMENT

2

MANAGED PARTNERSHIPS

>240

NUMBER OF CUSTOMERS

*As at 31 March 2017



Big Chill Supersite, Highbrook Business Park, Auckland, New Zealand.



Shanghai, China.

\$10.2bn

ASSETS UNDER MANAGEMENT

55

PROPERTIES

4.5m sqm

SPACE UNDER MANAGEMENT

98%

OCCUPANCY

\$929m

DEVELOPMENT WORK IN PROGRESS

22%

PRE-COMMITTED DEVELOPMENT

4

MANAGED PARTNERSHIPS

>300

NUMBER OF CUSTOMERS

ASIA



Tokyo, Japan.

**Striving to provide the highest
quality industrial portfolio
in strategic locations to service
a growing consumer market.**



Goodman Qingpu Centre, Shanghai, China.



GREATER CHINA



Goodman Interlink, Hong Kong, China.

Goodman Ichikawa, Tokyo, Japan.



Goodman Sakai, Osaka, Japan.

JAPAN

**Contemporary design features
and world class amenities
enable our customers to
attract the best labour force.**

EUROPE

Paris, France.



\$7.1bn

ASSETS UNDER MANAGEMENT

142

PROPERTIES

5.1m sqm

SPACE UNDER MANAGEMENT

93%

OCCUPANCY

\$1.1bn

DEVELOPMENT WORK IN PROGRESS

88%

PRE-COMMITTED DEVELOPMENT

5

MANAGED PARTNERSHIPS

>240

NUMBER OF CUSTOMERS





Berlin, Germany.



London, United Kingdom.

Intermarché, Goodman Poznań II Logistics Centre, Poznań, Poland.



CONTINENTAL EUROPE

**Partnering with our customers to develop
high quality and sustainable logistics
solutions designed for the future.**

ALLETOWN AMSTERDAM AUCKLAND BEIJING BIRMINGHAM BRISBANE BRUSSELS BUDAPEST CHENGDU DÜSSELDORF GUANGZHOU HAMBURG HONG KONG

Developing our land bank to provide modern logistics facilities close to urban centres and key transport routes.

UNITED KINGDOM



Clipper and Amazon, Northampton Commercial Park, Northampton, United Kingdom.



THE AMERICAS

Los Angeles, USA.

\$1.6bn

ASSETS UNDER MANAGEMENT

16

PROPERTIES

680,000 sqm

SPACE UNDER MANAGEMENT

98%

OCCUPANCY

\$623m

DEVELOPMENT WORK IN PROGRESS

68%

PRE-COMMITTED DEVELOPMENT

São Paulo, Brazil.



Modern logistics facilities in strategic locations providing convenient access to customers and consumers.

UNITED STATES

Goodman Logistics Center Fontana, California, USA.





Goodman Itupeva, São Paulo, Brazil.



BRAZIL

Building a sustainable and high quality business, offering our customers the best logistics assets in prime locations.

**IN GOOD
COMPAN**

OWNY

We asked several of our customers around the globe what our intellectual approach to property means specifically to them.

Here's what they had to say.

JOSÉ ANTONIO RAMOS CHIEF COMMERCIAL OFFICER — ESPRIT MÖNCHENGLADBACH

José Antonio Ramos is in no doubt that the massive Esprit facility in Mönchengladbach, is not only the best in Regiopark, it's the best in Germany.


"The quality of the Goodman facility is really what sets Goodman apart," says Ramos, the Chief Commercial Officer at international apparel company, Esprit. "I have visited many facilities in the area and I can tell you the Goodman facility is a standout in every single detail – from the quality materials, and overall design, to even thinking about where the doors are located, everything has been considered."

The Mönchengladbach facility is key to transforming Esprit's business model to make it a fast, vertical apparel company. At 80,000 sqm, the new building is an expansion of the existing property. This expansion will see a new level of storage and automation, enabling more than 100 million units to pass through it each year.

INDUSTRY — RETAIL







“It was a complex project, having to coordinate the building, infrastructure, and technology,” says Ramos. “Having Goodman as a partner we could trust, allowed us to concentrate on what we know – clothing, while Goodman utilised its knowledge of the planning regulations and design to ensure we got what we needed. The execution was incredibly smooth. As a matter of fact, the final handover took place a week ahead of schedule.”

Nothing, however was more vital to the success of the Esprit transformation than its strategic location close to the A61 Motorway and Benelux countries. “It was essential to be in a place where we can distribute fast and effectively to each and every store across 12 different European markets,” says Ramos. “This is why we decided to consolidate all of our operations in an area that is becoming a hub for apparel companies. Goodman allowed that to happen.”

We needed a facility that was flexible enough to place the right merchandise in the right store, at the right time.



Esprit, Mönchengladbach | Logistics Centre, Mönchengladbach, Germany.

BRUNO LEFEUVRE HEAD OF REAL ESTATE — DB SCHENKER STRASBOURG

INDUSTRY—LOGISTICS



While DB Schenker is a global Goodman customer, with properties in seven countries, the French teams had not yet had the opportunity to work together on a new development – until now.

Goodman was enlisted to develop and manage an 8,600 sqm cross-dock facility for the global logistics provider at the port of Strasbourg in eastern France.

“Goodman worked with us on this project in a completely open, honest and transparent manner,” says Mr Bruno Lefeuvre, Head of Real Estate, DB Schenker, France. “This level of transparency is rare in our industry. For us, it was a pledge of confidence and an assurance that the result would be exactly what we expected.”









DB Schenker, Strasbourg Logistics Centre, Strasbourg, France.

Goodman worked with us on this project in a completely open, honest and transparent manner.

DB Schenker's expectations were more than satisfied. The property features 72 docks, with 6,600 sqm of warehouse space and a 2,000 sqm office area. Furthermore, the site allows for expansion of the distribution centre by a further 3,700 sqm.

To ensure the quality of the project, Goodman juggled 25 different construction contracts for DB Schenker. "This is the way we do things," says Mr Lefeuvre. "Because we want the quality of our facilities to be the best, we need the best contractors – it's a guarantee of excellence. Goodman handled the negotiations according to DB Schenker's high standards."

"I would recommend Goodman for three criteria: Firstly, the expertise and professionalism demonstrated by its team. Secondly, the level of transparency under which they operate, and finally, their ability to really listen to us and to adapt to our way of doing things."

LARGE CITIES ACCOUNT FOR 81% OF GLOBAL CONSUMPTION

SOURCE: URBAN WORLD: THE GLOBAL CONSUMERS TO WATCH, MCKINSEY GLOBAL INSTITUTE APRIL 2016.



Tokyo, Japan.

ES WILL OR OBAL ION BY 2030



JASON ZHANG GENERAL MANAGER — SHTC SHANGHAI

Goodman is known worldwide for its ability to look closely at a problem and come up with a clever solution. This was certainly the experience of Automotive importer, Shanghai Shihao International Logistics Co (SHTC) when it desperately needed a new warehouse facility in Goodman's Pudong International Airport Logistics Park.

"We outlined our needs and Goodman responded," says Mr Jason Zhang General Manager of SHTC, the only company that handles importation, transportation and storage for Maserati in China. "Goodman provided us with a state-of-the-art warehouse, strategically located just 30 kilometres from the pier where our automobiles arrive from Europe and right next to the County Highway airport exit. This has been especially beneficial from an operations perspective."

INDUSTRY—AUTOMOTIVE





**Strategic location, outstanding service,
and the ability to cater to our specific
requirements are the three major reasons
why I would recommend Goodman.**





As a facility used to store high-end luxury cars such as Maserati and Ferrari, specific demands needed to be met. Goodman was able to meet these demands, including the sheer size and area of the storage space required, installation of fire prevention systems, and access for delivery and unloading of automobiles.

“A high-quality storage environment was crucial to us, not just for storing cars, but for the flatbed trucks they are unloaded from,” says Mr Zhang. “We’re located on the second level of the Goodman warehouse at Pudong and Goodman provided us with very wide ramps that allowed us to fit up to four of these heavy trucks on the ramp for loading and unloading.”

Working closely on the ground with SHTC was Goodman’s property team. “The team played a proactive role throughout the entire project, coordinating construction, communicating any problems, answering our questions and writing up the contract. At every step of the way, they tried their best to deliver,” says Mr Zhang.

FRÉDÉRIC MARTIN HEAD OF DEVELOPMENT

— CDISCOUNT SAINT-MARD

Like many great ideas, this one started out with some lateral thinking. French e-commerce leader Cdiscount was rapidly running out of space at its Saint-Mard facility when at a chance meeting, Cdiscount's Head of Development Frédéric Martin and Goodman came up with a plan.

Goodman had been looking to develop a second facility at Saint-Mard for Cdiscount's parent company, Casino Group, however it was becoming apparent that it made more sense for the project to switch to Cdiscount. According to Mr Martin, "space was becoming tight and so we needed the Saint-Mard 2 building in a hurry."

Mr Martin says it was vital for Cdiscount to remain in the area because of its strategic position close to the city. "For us it is important to be at the gates of Paris because we need to be able to deliver to our customers on the same day they order," says Mr Martin.

INDUSTRY — E-RETAIL



Cdiscount, Saint-Mard 2 Logistics Centre, Paris, France.





For us it is important to be at the gates of Paris because we need to be able to deliver to our customers on the same day they order.

Because the Saint-Mard facility housed Cdiscount's flagship home furnishings and household appliances, it was necessary for Goodman to create an easily adaptable building. This was especially relevant when it came to the depth of the shipping dock, required to accommodate the over-sized products.

That second building was developed from an idea, to hand-over in a very rapid time. "Goodman was able to react and deliver the building in eight months," says Mr Martin. "And it was functional from the day we were given the keys."

Goodman is now working on an extension to the original Saint-Mard building – an idea that came from some more creative thinking and improvisation. "We didn't have a notebook with us, so we reached for a serviette," says Mr Martin. "With just a pen and a paper napkin, we worked with Goodman on a clever idea to extend the building we already occupied in Saint-Mard."

"This certainly won't be the last facility we develop with Goodman as Goodman represents values identical to those of Cdiscount, values that add up to customer satisfaction."



The highlight of our relationship with Goodman was its team's availability and determination to go above and beyond.

LUCIANO CUSTÓDIO GENERAL MANAGER — BOSCH AA SÃO PAULO

INDUSTRY — AUTOMOTIVE



Goodman is a relatively new brand in Brazil, so it was no surprise that Luciano Custódio, General Manager, Bosch AA São Paulo, did not know much about us before first contact was made through a real estate consultant.

However, trust was soon established and Goodman quickly impressed Mr Custódio, especially when it came to customer service. “With Goodman, what was promised was delivered,” says Mr Custódio. “Goodman’s customer prioritisation is also shared by Bosch, so we were able to meet on that level.”

Bosch AA is the automotive aftermarket arm of the renowned German engineering company. The brief was for a modern facility that could better meet Bosch AA’s needs.

Goodman supplied Bosch AA with a recently built property that meets their needs for a modern, first class facility. Our team was also able to meet Bosch AA’s specific demands for an expanded office space and a mezzanine level in which to conduct its operations. “I was very happy, Goodman understood our requirements and customised the office area to exactly how we wanted it,” says Mr Custódio.

Nowadays, the facility is Bosch’s main hub for Latin America. “The location is very favourable from a logistics point of view, close to big population centres, highways, airports and our main customers.”



ROGER NESTI DIRECTOR OF INTERNATIONAL REAL ESTATE — KELLOGG'S AUSTRALIA

Kellogg's has been a part of the Sydney landscape at Banksmeadow since 1924. As the cereal maker's only Australian operation, location is extremely important.

Which is why Goodman's distribution facility, directly across the road and connected to the manufacturing plant by an air-bridge, couldn't be better placed. "Ease of transportation, access to ports, and a large consumer population nearby were critical," says Roger Nesti, Kellogg's Director of International Real Estate.

When Goodman acquired the property in 2011 the company went about refurbishing it to their own high-end specifications, from paintwork and lighting, right down to the choice of plants for the landscaping. "The thing that impresses me about Goodman properties I see all around the world, is their attention to keeping everything clean, fresh, up-to-date and inviting," says Mr Nesti. "This is very important to Kellogg's as a food company, where first impressions are crucial."

INDUSTRY — RETAIL





**I've never had Goodman
ever say we can't do it. They
always say, let's find a way.**

It's very valuable to know I have a global partner like Goodman that I can count on to provide the same product and the same result, whether I'm in Poland, Germany or Brazil.



Kellogg's, Southgate Industrial Estate, Sydney, Australia.



When it came time to negotiate a new 10-year lease on the facility, it was quite a task, involving three players: Goodman, Kellogg's and Linfox. "It was a unique situation, but Goodman being nimble, was able to work with us to put together a deal that helped us all come out as winners," says Mr Nesti.

Mr Nesti says, what impresses him most about Goodman is the team's entrepreneurial attitude, flexibility and determination to make things happen. "The prime example of this is our new project in Brazil, where the Goodman team is being extremely agile helping us to solve our problem, and facilitating our ability to accomplish our goals, while saving us money," says Mr Nesti. "Whether I'm calling them at the last minute to take a flight with me because I need some help, or they are coming up with out-of-the-box ideas that we didn't even think about ourselves, Goodman is there for us."

"The scalability of Goodman's operations is also very important to Kellogg's. I handle everything outside of North America, so it's very valuable to know I have a global partner like Goodman that I can count on to provide the same product and the same result, whether I'm in Poland, Germany or Brazil."

**IN 2030
GLOBAL
CONSUMPTION
WILL HAVE
INCREASED BY
US\$23 TRILLION**





A GREENER FUTURE

At Goodman, we are committed to sustainability across our global business operations. Embracing sustainability is beneficial to our investments, our environment and our communities.

NER



We incorporate sustainability into our operations by integrating it within our business strategy and continually looking for ways to improve our performance.

Importantly, we consider sustainability early in the planning process for new developments, which delivers better outcomes. We engage with our customers and prioritise their sustainability objectives. Working together, we can ensure sustainability measures improve efficiency and, where possible, improve customer satisfaction by adding long-term value to the property.

OUR SUSTAINABILITY STRATEGY

Goodman's sustainability strategy consists of four pillars:

- Sustainable development
- Asset management
- Corporate performance
- People and community.





100% of Goodman's completed developments included sustainable design initiatives.



Highbrook Business Park, Auckland, New Zealand.



Lyons 135, Lyons Park, Coventry, United Kingdom.

SUSTAINABLE DEVELOPMENT

FY17 highlights include:

- 100% of Goodman's completed developments included sustainable design initiatives
- Installation of over one million watts (megawatt) of solar photovoltaic (PV) panels in Japan and Australia
- More than 1.1 million sqm of industrial space with a certified green rating in Continental Europe.

We work collaboratively with our customers and consultants on new projects, incorporating the latest technology and design features to improve the environmental performance of our property portfolio. We focus on aspects such as natural lighting and energy efficiency.

Our development specifications are different in each region; however, we have similar sustainable design initiatives globally. These include:

- Translucent roof sheeting to maximise natural lighting
- Automated LED lighting to reduce energy consumption
- Electrical sub-metering to monitor and measure energy consumption
- Glare control to improve comfort for staff inside our warehouses
- Materials low in volatile organic compounds to improve internal air quality
- Rainwater harvesting and reuse to reduce water consumption
- Drought tolerant native landscaping to conserve water
- End of trip facilities such as staff showers and bicycle storage to encourage health and wellbeing.

REGION SPECIFIC INITIATIVES

Certification in Continental Europe

We maintain high levels of sustainability in our development specifications in Continental Europe, where obtaining green certification across our platform remains a priority. Our portfolio now consists of more than 1.1 million sqm of certified space, with 230,000 sqm in progress. Most certified assets are certified under the German Sustainable Building Council (DGNB) scheme, with others certified under schemes such as the Building Research Establishment Environmental Assessment Method (BREEAM).

Building resilience in Japan

Our Japanese logistics assets are some of Goodman's highest quality and best performing assets, incorporating a range of sustainability, resilience and comfort features.

The new four-storey Akamatsudai facility in Kobe City is 50,900 sqm. Its features include around one mega watt of solar rooftop PV panels and importantly, the building is placed on raised and seismically stable land to mitigate the impact of earthquakes and tsunamis.

Our developments in New Zealand

We began eight new developments in New Zealand this year, including at Highbrook Business Park in Auckland. Within the Park, we have leased a new 5,300 sqm facility incorporating a warehouse, a concept showroom and a modern office area. Sustainability features include:

- Efficient lighting and glazing
- Translucent sheeting in the structural bays for natural light
- 40ha of parklands with esplanade reserves
- 12km of walking and cycling tracks.





Goodman Akamatsudai, Kobe City, Japan.



Can Margarit Logistics Centre, Barcelona, Spain.

Oakdale Industrial Estate in Sydney

Two new facilities were completed at Oakdale Industrial Estate during the year, including an 8,275 sqm property for DSV, a global transport and logistics operator. When DSV began to outgrow its premises, it pre-committed to leasing one of the new facilities at Oakdale. Sustainable design aspects include:

- LED high bay lighting
- 30,000 litre rainwater harvesting capacity for irrigation and amenities
- Solar hot water heating
- Native and drought tolerant landscaping.

Can Margarit Logistics Centre in Barcelona

We completed a logistics facility for the large sports retailer, Decathlon, in Barcelona. The facility is more than 39,000 sqm and features:

- LED lighting
- External green areas
- Bicycle facilities
- BREEAM Good Certificate.

Goodman Logistics Center in Fontana

In a city as eco-conscious as Los Angeles, it's vital to incorporate sustainability principles in developments. Our work on this 59,400 sqm distribution facility in Fontana includes:

- Leadership in Energy and Environmental Design (LEED) certified shell
- Prismatic roof skylights to maximise natural lighting
- Stormwater detention basins
- Energy efficient lighting
- Drought tolerant landscaping.



Port Botany Industrial Estate, Sydney, Australia.




ASSET MANAGEMENT

FY17 highlights include:

- A 4% reduction in energy consumption across our Australian office portfolio
- Continued roll out of LED lighting in Australia and Continental Europe
- A 5.5 star National Australian Built Environment Rating System (NABERS) Energy rating for our Sydney office for the fourth consecutive year.

This involves taking a strategic view of each asset and evaluating factors including location, age, capital requirements and lease appeal. Lighting upgrades continue to be an effective way to reduce energy demand in our stabilised assets.



We are committed to improving the operating performance of all our buildings, managing and investing in our assets to improve efficiency, long-term competitiveness and resilience.



Kingsnorth Commercial Park, United Kingdom.



Fressnapf, Duisberg II Logistics Centre, Duisberg, Germany.

These days, the upfront costs of installing LED lighting in warehouses can be recouped within two years through energy savings.



LIGHTING IMPROVEMENTS

Australia

We switched older style warehouse lights with LED alternatives in several Australian sites, including at Erskine Park Industrial Estate in Western Sydney, where 250 high bay lights were replaced with LED lighting. This reduced energy use by approximately 50% and the upfront capital investment was also reduced due to the project's eligibility for energy saver certificates under the NSW Energy Saver Scheme.

The Australian office portfolio's 4% reduction in energy consumption was achieved by a further focus on energy efficiency, demand management and monitoring initiatives.

Europe

We've installed LED lighting in more than one million sqm of warehouse space in Europe, which has the added benefit of increasing the future leasing appeal and value of the properties.

Hong Kong

Around half of our stabilised portfolio in Hong Kong has now upgraded to LED lighting. The remainder is due within two years. At Goodman Interlink in Hong Kong we:

- Replaced around 1,800 lights with LED alternatives. This is estimated to reduce monthly energy costs by around \$HK26,500
- Upgraded the heating, ventilation, and air conditioning (HVAC) system to one that uses half the power.



Goodman Commerce Center Eastvale, Los Angeles, USA.

Renewable energy

We installed a further one megawatt of solar PV in Japan this year at Goodman Akamatsudai in Kobe City. This increased our total solar capacity in Japan to more than 16 megawatts. Japan remains our primary region for installation of PV panels, with more installations planned for Goodman Business Park Stage 2 in Chiba.

Global Real Estate Sustainability Benchmark (GRESB)

Goodman Group is a GRESB member. Membership gives us insights into the sustainability trends that impact real estate and access to collaborate with institutional real estate investors, owners and managers.

2017 was the seventh year Goodman participated in the GRESB survey. GRESB benchmarks environmental, social and governance (ESG) performance as reported by participants. More than seven Goodman entities submitted to GRESB including Partnerships from Australia, Asia, the UK and Continental Europe.

Each entity achieved Green Star status and ranked above their peer group average.



Goodman Akamatsudai, Kobe City, Japan.



GREENHOUSE GAS EMISSIONS (tCO₂-e)




Australian greenhouse gas emissions

Goodman's FY17 greenhouse gas emissions (GHG) for its Australian operations are estimated at 37,556 tCO₂-e. The decrease in our absolute emissions is primarily due to asset sales completed during the year, ongoing sub-metering of customer power consumption and energy efficiencies across the portfolio.

Our GHG calculation includes scope 1 and 2 emissions generated from Goodman's Australian property and building management services, including assets owned directly by Goodman and those within our Australian managed Partnerships. Where sub-metering allows, we have excluded the GHG of our customers.



A BRIGHT FUTURE



**The Goodman Foundation believes in giving back
in tangible ways to the communities where we
operate. We focus on social change through
improving the quality of life of those less privileged.**

HTER



Our community support is delivered through programmes with our long-term charitable partners. In FY17, the Goodman Foundation worked with more than 80 partners, making a meaningful difference in the lives of thousands.

Our efforts ranged from delivering in-school programmes, hospital equipment and new infrastructure, to cooking for the homeless.

Goodman's employees are highly engaged in community work. They contributed more than 13,750 hours to volunteering with a charity or to fundraising activities for people in need.

Our mission is to build futures for children and adults with cerebral palsy and their families. Thanks to the support from Goodman and the Goodman Foundation, the future looks brighter. Together we are changing lives for people living with cerebral palsy.

ROB WHITE,
CHIEF EXECUTIVE OFFICER,
CEREBRAL PALSY ALLIANCE AUSTRALIA.



Cash grants are given on a project-by-project basis to ensure they will deliver meaningful community impact. Highlights during the year include:

Australia and New Zealand

- In-school mentoring and coaching with Raise Foundation, Rising Foundation, Stepping Stone House and The Helmsman Project
- Donation of neonatal hospital equipment through Humpty Dumpty Foundation
- Delivering the Insight Mental Health programme to schools for Black Dog Institute
- Sponsoring indigenous students with Yalari
- Funding of school readiness programmes for deaf children with The Shepherd Centre
- Funding of books for children with the Books in Homes programme
- Infrastructure improvements at Multiple Sclerosis Australia's facilities
- Funding resources to set up Act for Kids in Blacktown
- Grants to support KiwiHarvest, OzHarvest and a new Hearing House Centre in Auckland
- Support for young people with cancer through CanTeen.





Goodman supporting UK Harvest's CEO Cookoff, with Jamie Oliver.

Asia

- Building indoor playrooms for children in Japan's Fukushima area
- Saving sight in China's Xingtang county with The Fred Hollows Foundation
- Helping to build an arts centre for people with disabilities at Hong Kong's Fu Hong Society.

Continental Europe and the UK

- Infrastructure and operational grants for SOS Children's Villages in Europe
- Founding grant to launch UKHarvest.

The Americas

- Adoption of 46 families for Christmas with Friends and Helpers.



Cancer Council, Australia's Biggest Morning Tea, Sydney, Australia.

81 charities Goodman supported
51 Good+Heart events
764 volunteers
13,751 community hours



In-kind contributions include the provision of expertise, office fitouts, vehicles and short and long-term warehouse and office facilities. Recipients this year included:

- OzHarvest
- Good360
- Special Olympics
- The Salvation Army
- Greenway Tenants Group
- Stepping Stone House
- The Helmsman Project.

Good+Heart provides opportunities for Goodman employees to volunteer with or fundraise for a community partner. In FY17, around 80% of Goodman's employees undertook Good+Heart opportunities. These included:

- Goodman's exclusive global sponsorship of the Cerebral Palsy Alliance's Steptember event where teams walked 10,000 steps a day during September. The event attracted 70,000 participants worldwide and raised over \$6 million
- Cancer Council's Biggest Morning Tea, Sydney, Australia
- Hong Kong's Magic Mile event raising HK\$1 million for Feeding Hong Kong
- Building gardens and renovating SOS Children's Villages in Europe and cooking for the homeless
- Fundraising challenges including the MS Gong Ride and the Balmoral Burn in Sydney.

Good+Deeds is Goodman's workplace giving programme where we match dollar for dollar the payroll donations made to charities by employees. In FY17 we raised more than \$210,000 for community causes.



Goodman team in China signing up for Steptember.

BUILDING BRIGHTER FUTURES WITH STEPPING STONE HOUSE

Stepping Stone House is a not-for-profit organisation providing medium and long-term accommodation and personal development for young people who are homeless or at risk of homelessness.

During the year, the Goodman Foundation supported Stepping Stone House with grants for programmes, a working bee and by donating office furniture, vehicles and laptops. “Goodman’s support and highly-engaged volunteers help our young people to break the cycle of homelessness,” says Stepping Stone House CEO, Jason Juretic.

Goodman donated cars and funded the Drive to Freedom programme which assists young people gain their provisional licence to help them to secure future apprenticeships.

A Goodman team organised a working bee at the organisation’s residential care home. They installed vegetable gardens, fragrant plants, outdoor seating and a fountain to provide a meditative space for young residents to benefit from nature’s calm.

Our annual funding of Empowerment Courses continued during the year, teaching skills such as goal setting, money management, communication and emotional intelligence.

We also funded a pioneering mentoring programme which saw two of our community partners work together. Volunteers from the Raise Foundation are working in a year-long programme to mentor young people who reside at Stepping Stone House.



Goodman’s support and highly-engaged volunteers help our young people to break the cycle of homelessness.

JASON JURETIC,
CHIEF EXECUTIVE OFFICER,
STEPPING STONE HOUSE.

With Goodman's support, we will continue to change thousands of lives in China.

BRIAN DOOLAN,
CHIEF EXECUTIVE OFFICER,
THE FRED HOLLOWES FOUNDATION.



RESTORING SIGHT WITH THE FRED HOLLOWES FOUNDATION IN CHINA

Of China's 1.3 billion people, an estimated 6.6 million are blind. This accounts for 20% of the world's blind population.

Goodman has been a long-standing supporter of The Fred Hollowes Foundation. "Goodman was integral to the successful launch of our Hong Kong office in 2015," says The Fred Hollowes Foundation CEO, Brian Doolan. "And now we are proud to partner with Goodman on the Xingtang project, as the Goodman Foundation shares our focus on positive social change."

Over two years, the Xingtang project will support the training of 35 doctors, provide primary eye care training to 660 village health workers and screen 85,000 adults and children for eye health.

The project will work with local authorities and government to build a strong and sustainable primary eye health system and ensure the issue remains a priority. "With Goodman's support, we will continue to change thousands of lives in China," says Doolan.

At the launch in 2016, the Australian Ambassador to the People's Republic of China, Ms Jan Adams AO PSM, hailed the partnership "a wonderful example of governments, independent non-government organisations, and the private sector leading the way and collaborating to alleviate poverty."





WITKOWSKI
WITKOWSKI

GAJEK MICHAŁ WITKOWSKI
Dziękuję za
współpracę
10-08
Witkowski
Witkowski
Witkowski
Witkowski

FIVE YEAR FINANCIAL SUMMARY

	2013 \$M	2014 \$M	2015 \$M	2016 \$M	2017 \$M
INCOME STATEMENT					
Gross property income	219.6	207.7	206.1	204.6	177.1
Management income	181.0	205.5	215.3	259.3	266.3
Development income	471.6	767.6	763.7	1,250.4	1,207.1
Distributions from investments	3.1	2.0	—	—	—
Net gain/(loss) on disposals of assets	12.8	2.4	41.5	(26.7)	129.1
Net gain from fair value adjustments on investment properties	28.0	48.6	515.9	327.8	180.9
Share of net results of equity accounted investments	228.8	445.2	614.1	928.6	587.7
Total income	1,144.9	1,679.0	2,356.6	2,944.0	2,548.2
Property expenses	(59.7)	(60.1)	(59.4)	(63.9)	(46.9)
Development expenses	(311.4)	(579.8)	(619.0)	(929.1)	(919.9)
Employee expenses	(103.8)	(132.7)	(144.8)	(172.6)	(195.9)
Share based payments expense	(26.4)	(32.0)	(51.0)	(66.9)	(85.4)
Administrative and other expenses	(75.3)	(74.0)	(76.2)	(79.1)	(76.5)
Impairment losses	(65.4)	(14.4)	(28.2)	(249.1)	(93.0)
Net finance costs	(303.7)	(94.3)	(127.8)	(13.0)	(279.4)
Total expenses	(945.7)	(987.3)	(1,106.4)	(1,573.7)	(1,697.0)
Profit before income tax	199.2	691.7	1,250.2	1,370.3	851.2
Income tax expense	(15.9)	(13.0)	(21.0)	(75.6)	(54.4)
Profit for the year	183.3	678.7	1,229.2	1,294.7	796.8
Profit attributable to non-controlling interests	(22.3)	(21.4)	(21.2)	(20.1)	(18.7)
Profit attributable to Securityholders	161.0	657.3	1,208.0	1,274.6	778.1
OPERATING PROFIT RECONCILIATION (NON-IFRS)					
Operating profit available for distribution	544.1	601.1	653.5	714.5	776.0
Adjustments for:					
Property valuation related movements	(36.7)	172.4	709.7	614.4	397.6
Fair value adjustments and unrealised foreign currency exchange movements related to capital management	(293.0)	(78.4)	(99.8)	81.5	(243.8)
Other non-cash adjustments or non-recurring items	(53.4)	(37.8)	(55.4)	(135.8)	(151.7)
Profit attributable to Securityholders	161.0	657.3	1,208.0	1,274.6	778.1
Operating profit per stapled security (cents per security)¹	32.4	34.8	37.2	40.1	43.1
Distributions (cents per security)	19.4	20.7	22.2	24.0	25.9

1. Diluted for performance rights.

	2013 \$M	2014 \$M	2015 \$M	2016 \$M	2017 \$M
STATEMENT OF FINANCIAL POSITION					
Cash, cash equivalents and receivables	1,172.8	780.8	1,137.0	1,774.5	2,681.9
Property assets	3,355.4	3,663.0	4,337.7	4,096.5	3,245.7
Equity accounted investments	3,243.1	3,855.6	4,508.8	5,348.1	5,522.7
Intangible assets	891.4	932.7	976.4	780.6	771.9
Other (including derivative financial instruments)	228.0	171.8	302.4	387.4	489.0
Total assets	8,890.7	9,403.9	11,262.3	12,387.1	12,711.2
Payables and provisions	520.0	656.8	732.0	747.4	866.6
Interest bearing liabilities	2,249.8	2,160.5	2,707.9	2,865.2	2,878.3
Other (including derivative financial instruments)	285.2	356.2	446.3	381.2	344.1
Total liabilities	3,055.0	3,173.5	3,886.2	3,993.8	4,089.0
Net assets	5,835.7	6,230.4	7,376.1	8,393.3	8,622.2
Non-controlling interests	(331.5)	(325.8)	(325.8)	(325.8)	(325.8)
Net assets (after non-controlling interests)	5,504.2	5,904.6	7,050.3	8,067.5	8,296.4
NTA per security (\$)	2.69	2.88	3.46	4.10	4.21
Gearing ratio ¹ (%)	18.5	19.5	17.3	11.8	5.9
STATEMENT OF CHANGES IN EQUITY					
Total equity at the beginning of the year	5,174.6	5,835.7	6,230.4	7,376.1	8,393.3
Total comprehensive income	460.2	797.4	1,429.2	1,298.5	678.2
Contributions of equity, net of transaction costs	441.4	42.1	89.3	95.5	–
Distributions provided or paid	(243.7)	(445.4)	(388.3)	(408.0)	(481.2)
Other transactions with equity holders	20.9	27.7	36.7	51.3	62.5
Movements in non-controlling interests	(17.7)	(27.1)	(21.2)	(20.1)	(30.6)
Total equity at the end of the year	5,835.7	6,230.4	7,376.1	8,393.3	8,622.2
CASH FLOW STATEMENT					
Net cash provided by operating activities	356.1	404.4	654.7	830.1	586.4
Net cash provided by/(used in) investing activities	146.4	(228.5)	(147.8)	160.0	730.0
Net cash used in financing activities	(167.9)	(461.4)	(120.3)	(399.6)	(556.3)
Net increase/(decrease) in cash held	334.6	(285.5)	386.6	590.5	760.1
Cash and cash equivalents at the beginning of the year	310.8	645.4	359.9	746.5	1,337.0
Effect of exchange rate fluctuations on cash held	–	–	–	–	(2.0)
Cash and cash equivalents at the end of the year	645.4	359.9	746.5	1,337.0	2,095.1

1. Gearing calculated as total interest bearing liabilities over total assets, both net of cash, cash equivalents and the asset component of the fair values of USD/EUR and USD/GBP cross currency interest rate swaps.

BOARD OF DIRECTORS



MR IAN FERRIER, AM

Independent Chairman,
Appointed 1 September 2003



MR GREGORY GOODMAN

Group Chief Executive Officer,
Appointed 7 August 1998



MR PHILIP FAN

Independent Director,
Appointed 1 December 2011



MS REBECCA MCGRATH

Independent Director,
Appointed 3 April 2012



MR DANNY PEETERS

Executive Director, Corporate,
Appointed 1 January 2013



MR PHILLIP PRYKE

Independent Director,
Appointed 13 October 2010

COMPANY SECRETARY

Mr Carl Bicego
Appointed 24 October 2006



MR JOHN HARKNESS

Independent Director,
Appointed 23 February 2005



MR STEPHEN JOHNS

Independent Director,
Appointed 1 January 2017



MS ANNE KEATING

Independent Director,
Appointed 23 February 2005



MR ANTHONY ROZIC

Deputy Chief Executive Officer and
Chief Executive Officer, North America
Appointed 1 January 2013



MR JIM SLOMAN, OAM

Independent Director,
Appointed 1 February 2006

SECURITIES INFORMATION

Top 20 Securityholders As at 30 August 2017

	Number of securities	Percentage of total issued securities
1. HSBC Custody Nominees (Australia) Limited	734,201,185	41.04
2. J P Morgan Nominees Australia Limited	528,589,250	29.54
3. Citicorp Nominees Pty Limited	134,875,043	7.54
4. National Nominees Limited	81,619,174	4.56
5. BNP Paribas Noms Pty Ltd <Agency Lending DRP A/C>	49,092,064	2.74
6. Citicorp Nominees Pty Limited <Colonial First State Inv A/C>	39,791,826	2.22
7. BNP Paribas Noms Pty Ltd <DRP>	32,395,218	1.81
8. Beeside Pty Limited	16,923,077	0.95
9. Trison Investments Pty Ltd	13,834,398	0.77
10. AMP Life Limited	12,158,211	0.68
11. Trison Investments Pty Ltd	4,500,000	0.25
12. Bond Street Custodians Limited <ENH Property Securities A/C>	3,954,442	0.22
13. HSBC Custody Nominees (Australia) Limited <NT-Commonwealth Super Corp A/C>	3,129,296	0.17
14. RBC Investor Services Australia Nominees Pty Limited <BKMINI A/C>	2,498,845	0.14
15. BNP Paribas Noms (NZ) LTD <DRP>	2,385,711	0.13
16. National Nominees Limited <N A/C>	2,248,311	0.13
17. IOOF Investment Management Limited <IPS Super A/C>	1,931,833	0.11
18. DPCON BVBA	1,843,520	0.10
19. HSBC Custody Nominees (Australia) Limited <A/C 2>	1,564,190	0.09
20. UBS Nominees Pty Ltd	1,424,987	0.08
Securities held by top 20 Securityholders	1,668,960,581	93.28
Balance of securities held	120,160,562	6.72
Total issued securities	1,788,851,143	100.00

Range of securities	Number of Securityholders	Number of securities	Percentage of total issued securities
1–1,000	8,140	3,946,818	0.22
1,001–5,000	11,812	28,716,636	1.61
5,001–10,000	2,821	19,990,364	1.12
10,001–100,000	1,683	34,867,466	1.95
100,001–over	104	1,701,599,859	95.11
Rounding			-0.01
Total	24,560	1,789,121,143	100.00

There were 647 Securityholders with less than a marketable parcel in relation to 5,585 securities as at 30 August 2017.
There were 60,979,988 Performance Rights over securities held by 630 Participants under the Long-Term Incentive Plan as at 30 August 2017.

Substantial Securityholders¹

	Number of securities
Leader Investment Corporation; China Investment Corporation	168,462,083
Vanguard Group Inc.	144,760,798
BlackRock Group	128,740,307
State Street	89,943,847

1. In accordance with latest Substantial Securityholder Notices as at 30 August 2017.

Goodman Logistics (HK) Limited CHESS Depository Interests

ASX reserves the right (but without limiting its absolute discretion) to remove Goodman Logistics (HK) Limited, Goodman Limited and Goodman Industrial Trust from the official list of the ASX if a CHESS Depository Interest (CDI) referencing an ordinary share in Goodman Logistics (HK) Limited, a share in Goodman Limited or a unit in Goodman Industrial Trust cease to be stapled, or any new securities are issued by Goodman Logistics (HK) Limited, Goodman Limited or Goodman Industrial Trust and are not (or CDIs in respect of them are not) stapled to equivalent securities in the Goodman Group.

Trust, every person present who is an eligible Securityholder shall have one vote and on a poll, every person present who is an eligible Securityholder shall have one vote for each Goodman Limited share and one vote for each dollar value of Goodman Industrial Trust units that the eligible Securityholder holds or represents (as the case may be). At a general meeting of Goodman Logistics (HK) Limited, all resolutions will be determined by poll, and eligible Securityholders will be able to direct Chess Depository Nominees Pty Limited to cast one vote for each Chess Depository Instrument (referencing a Goodman Logistics (HK) Limited share) that the eligible Securityholder holds or represents (as the case may be).

Voting rights

On a show of hands at a general meeting of Goodman Limited or Goodman Industrial

On-market buy-back

There is no current on-market buy-back.

CORPORATE DIRECTORY

GOODMAN GROUP

Goodman Limited

ABN 69 000 123 071

Goodman Industrial Trust

ARSN 091 213 839

Responsible Entity of Goodman Industrial Trust

Goodman Funds Management Limited

ABN 48 067 796 641; AFSL Number 223621

Goodman Logistics (HK) Limited

Company No. 1700359; ARBN 155 911 149

OFFICES

Registered offices

Level 17

60 Castlereagh Street

Sydney NSW 2000

Australia

GPO Box 4703

Sydney NSW 2001

Australia

Telephone 1300 791 100 (within Australia)
+61 2 9230 7400 (outside Australia)

Facsimile +61 2 9230 7444

Suite 901

Three Pacific Place

1 Queen's Road East

Hong Kong

Telephone +852 2249 3100

Facsimile +852 2525 2070

Email info@goodman.com

Website www.goodman.com

OTHER OFFICES

Allentown	Budapest	Los Angeles	Poznań
Amsterdam	Chengdu	London	Prague
Auckland	Düsseldorf	Luxembourg	São Paulo
Beijing	Guangzhou	Madrid	Shanghai
Birmingham	Hamburg	Melbourne	Sydney
Brisbane	Hong Kong	Osaka	Tokyo
Brussels	Kraków	Paris	Warsaw

DIRECTORS

Mr Ian Ferrier, AM

Independent Chairman

Mr Gregory Goodman

Group Chief Executive Officer

Mr Philip Fan

Independent Director

Mr Stephen Johns

Independent Director

Mr John Harkness

Independent Director

Ms Anne Keating

Independent Director

Ms Rebecca McGrath

Independent Director

Mr Danny Peeters

Executive Director

Mr Phillip Pryke

Independent Director

Mr Anthony Rozic

Executive Director

Mr Jim Sloman, OAM

Independent Director

COMPANY SECRETARY

Mr Carl Bicego

SECURITY REGISTRAR

Computershare Investor Services Pty Limited

Level 5

115 Grenfell Street

Adelaide SA 5000

Australia

GPO Box 1903

Adelaide SA 5001

Australia

Telephone 1300 723 040 (within Australia)
+61 3 9415 4043 (outside Australia)

Facsimile +61 8 8236 2305

Email www.investorcentre.com/contact

Website www.computershare.com

CUSTODIANS

The Trust Company Limited

Level 18

123 Pitt Street

Sydney NSW 2000

Australia

AUDITOR

KPMG

10 Shelley Street

Sydney NSW 2000

Australia

ASX CODE

GMG

DISCLAIMER

This document has been prepared by Goodman Group (Goodman Limited (ABN 69 000 123 071), Goodman Funds Management Limited (ABN 48 067 796 641; AFSL Number 223621) as the Responsible Entity for Goodman Industrial Trust (ARSN 091 213 839) and Goodman Logistics (HK) Limited (Company No. 1700359; ARBN 155 911 149)). It is not intended to be relied upon as advice to investors or potential investors and does not take into account the investment objectives, financial situation or needs of any particular investor. These should be considered, with professional advice, when deciding if an investment is appropriate. This document is not an offer or invitation for subscription or purchase of securities or other financial products. It does not constitute an offer of securities in the United States. Securities may not be offered or sold in the United States unless they are registered under the US Securities Act of 1933 or an exemption from registration is available. This document contains certain "forward-looking statements". The words "anticipate", "believe", "expect", "project", "forecast", "estimate", "likely", "intend", "should", "could", "may", "target", "plan" and other similar expressions are intended to identify forward-looking statements. Indications of, and guidance on, future earnings and financial position and performance are also forward-looking statements. Due care and attention have been used in the preparation of forecast information. Such forward-looking statements are not guarantees of future performance and involve known and unknown risks, uncertainties and other factors, many of which are beyond the control of Goodman Group, that may cause actual results to differ materially from those expressed or implied in such statements. There can be no assurance that actual outcomes will not differ materially from these statements. All values are expressed in Australian currency unless otherwise stated. September 2017.

GOODMAN.COM

